



Our Business Intelligence Capabilities

Unlock the power of data with Digital Twin's business intelligence solutions

Digital Twin's Business Intelligence Capabilities

Digital Twin empowers businesses with cutting-edge data visualisation tools and business intelligence solutions to transform complex data into actionable insights.

Digital Twin's business intelligence capabilities comprise of three core solutions namely our management console, report automation, and PowerBi capabilities. These three tools work seamlessly to provide businesses with the clarity, efficiency, and strategic insights required to make informed business decisions.



Digital Twin Console

Our management console is an in-house open source software as a service platform for data visualisation.



Report Automation

Our report automation features enables customized and auto-generated reports.



PowerBi Visualization

We help leverage off Microsoft PowerBi to create rich and powerful dashboards.

Key Features and Benefits



Real-time Data Visualisation



Multi-Layer Visuals



Data Analytics



Custom Dashboards



Automated Reports

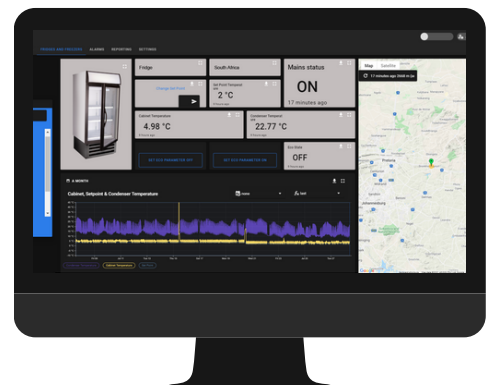


Easily Accessible




Core Business Intelligence Solutions

Digital Twin's Management Console

Our in-house, open-source platform for data visualisation is the go-to tool for executives aiming to optimize business processes. By combining real-time and legacy data through automated scripts, our platform unifies diverse data sources into compelling visual narratives, presented through carefully crafted visualisation widgets. With instant reporting, customized notifications, and tailored work flows, this powerful tool is invaluable for executives who are driving digital transformation and optimizing business metrics.






Key Console Features

- 
Custom Dashboards
 Our console is customized/tailored featuring data tables, time distribution charts, pie charts, line graphs, bar graphs, etc. We elevate data visualisation with advanced multi-layered visuals and comprehensive data analytics solutions.
- 
Advanced Processing Features
 Our console supports custom processing functions with embedded coding features for advanced processing. The console also has built in functions powered by Node-RED to help simplify processes for users of all technical levels.
- 
Modular Architecture
 Our console has a modular and extensible architecture that caters for plugging in any language micro-service.

Digital Twin's Report Automation

Streamline your reporting process with our console's powerful automation features that eliminate the need for manual report generation. In addition, our console's automated reporting tools and features allows you to easily create, customize, download, and share tailored auto-generated reports.

Key Reporting Features

- 
Customized Timeframes
 Generate reports with customized and tailored timeframes that help eliminate the hassle of manual report generation.
- 
Microsoft Excel Integration
 All reports integrate with Microsoft Excel and are available to download for further data organisation, analysis, and management.
- 
Aggregation Tools
 Aggregation tools are available in order to maximize your data's potential, enabling comprehensive insights with a single, streamlined setup.



Data Visualisation with Microsoft PowerBI

We bring data to life with the use of powerful data intelligence tools such as Microsoft PowerBI. With cloud-based PowerBI, you can access data from anywhere, at any time, ensuring critical insights are always within reach. In addition, you can simultaneously view multiple datapoints through interactive tooltips.

Key Reporting Features

Dynamic Dashboards



We leverage PowerBI to deliver dynamic, rich dashboards that keep you up to date with scheduled refreshes and real-time insights.

Mobile Access



Mobile PowerBI keeps you informed while you are on the move, offering secure and flexible access to your data through an app available on any device.

PowerBI Automation



PowerBI automation with Azure, Power Automate, CLI, and PowerShell to ensure seamless report management. We provide access to automated dashboard creation, user rights assignments, and BI file uploads, to streamline workflow processes and eliminate redundant tasks.



Why Choose Digital Twin?




Business Driven Insights

Make smarter, data driven decisions with our solutions which enables business to focus on growth and innovation.



Efficiency & Productivity

Ability to increase efficiency and productivity across an organization with automated processes and real-time data.



Scalability & Flexibility

Our platform is designed for scalability and flexibility, offering tailored solutions to suit your business requirements



Digital Twin (Pty) Ltd is proudly South African.



Proud supporter of [yes4youth](#).



Contact Us

+27(11) 958 2529
info@digitaltwin.digital
www.digitaltwin.digital

Visit Our Website

